

Soc 760: Social Inequality

ChangHwan Kim

Department of Sociology
University of Kansas

World Economic History

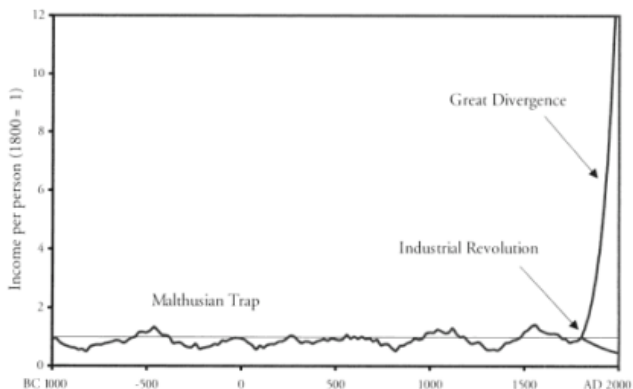
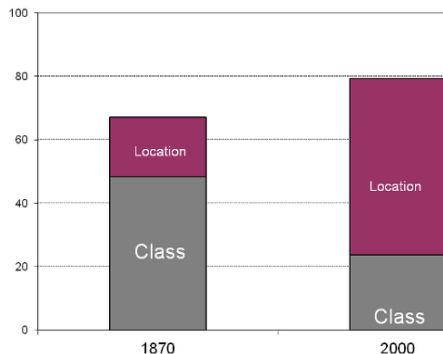


Figure 1.1 World economic history in one picture. Incomes rose sharply in many countries after 1800 but declined in others.

Gregory Clark. 2007. *Farewell to Alms*.

Proletarier aller Länder vereinigt Euch!?

“Proletarians of all countries, unite!”
(Marx 1848, The Communist Manifesto).

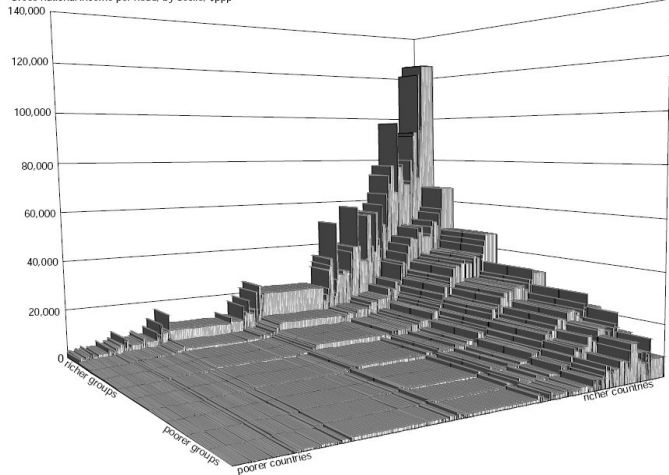


Decomposition of Inequality by Milanovic (2012)

World Income Distribution

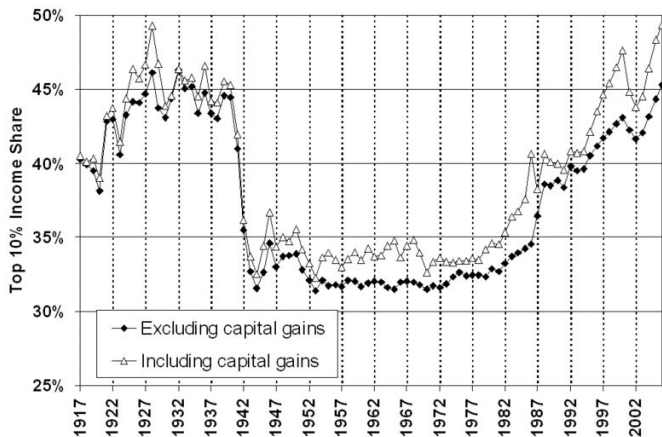
A visualization of the global distribution of income, 2005

Gross national income per head, by decile, \$ppp



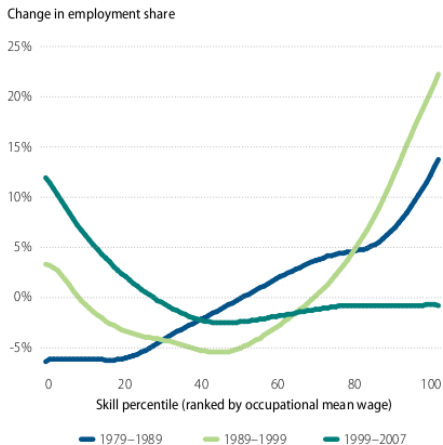
Source of data: as Table 2.

Inequality in the US



Piketty & Saez

Employment Share by Occupation



Autor

Kuznets Curve

INCOME INEQUALITY, DEVELOPMENT, AND DUALISM: RESULTS FROM AN UNBALANCED CROSS-NATIONAL PANEL*

François Nielsen
University of North Carolina

Arthur S. Alderson
University of North Carolina

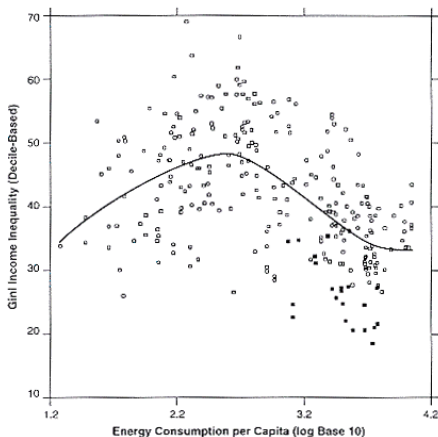


Figure 1. The Kuznets Curve. Scatterplot and Nonparametric Regression Curve Showing the Relationship of Income Inequality to Energy Consumption per Capita: 277 Observations from 88 Countries, 1952-1988

Inequality in Market Incomes in the Adv Economies

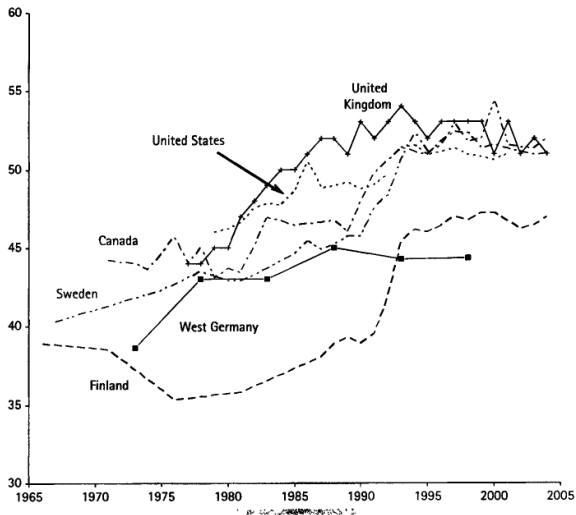


Fig. 4.2. Gini index of market income (percent)

Note: To facilitate reading, a break in each of the series for Canada, Sweden, and the United Kingdom is eliminated by scaling up or down the figures before the discontinuity by the difference in the first overlapping year.

Source: Brandolini and Smeeding (forthcoming).

Inequality in Disposable Incomes in the Adv Economies

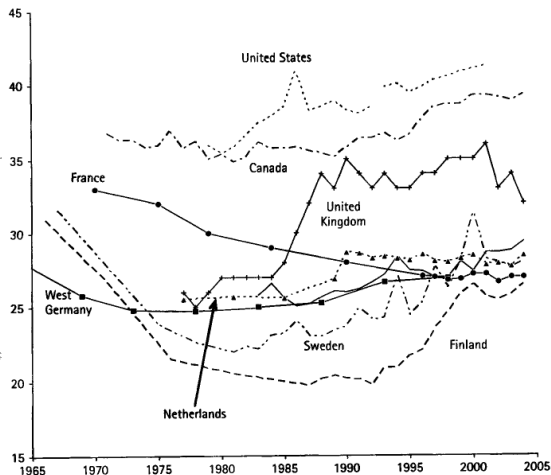
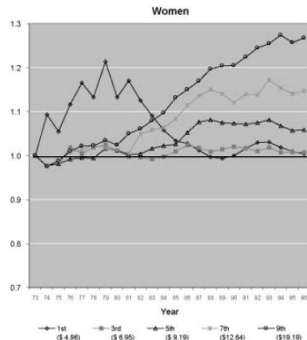
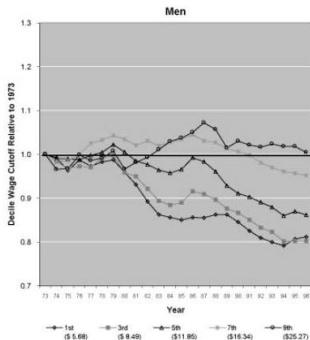


Fig. 4.5. Gini index of disposable income (percent)

Note: To facilitate reading, a break in each of the series for Canada, the Netherlands, Sweden, and the United Kingdom is eliminated by scaling up or down the figures before the discontinuity by the difference in the first overlapping year.

Source: Brandolini and Smeeding (forthcoming).

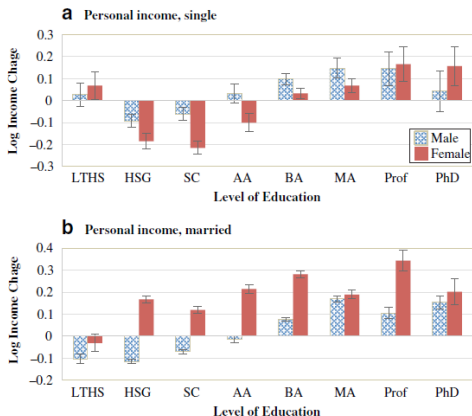
Wage Changes in the US by Gender



Morris & Western

Family and Gender Earnings Changes in the US

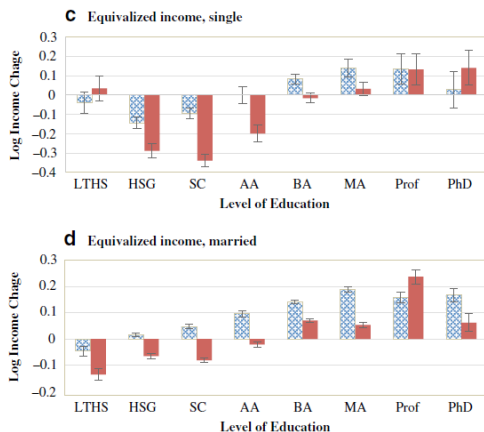
Change in Personal Earnings between 1990 and 2009-2011



Kim & Sakamoto 2017

Family and Gender Earnings Changes in the US

Change in Equivalized Earnings between 1990 and 2009-2011



Kim & Sakamoto 2017

Womens' LFP: Stalled Progress

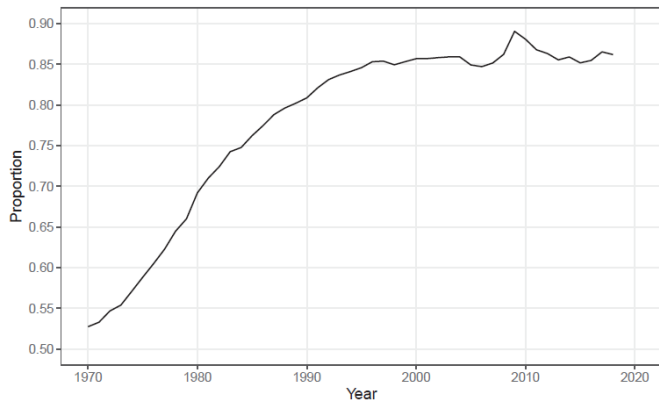


Fig. 2. Ratio of percentage of women to men employed in the last week, age 25 to 54, 1970 to 2018. Source: Authors' computations from IPUMS CPS ASEC samples for 1970 to 2018.

England et al. 2020.

Inequality between groups

- Leicht (2008) ARS
- Racial gaps in earnings had declined until the early 1980s.
- Racial stratification has declined even after the 1980s (Zhou 2012, Sociological Methodology).
- Gender gaps in earnings has declined continuously.
- However, within-group inequality has grown.
- “Study earnings distributions, not means of the distribution” (Leicht 2008, p.250).

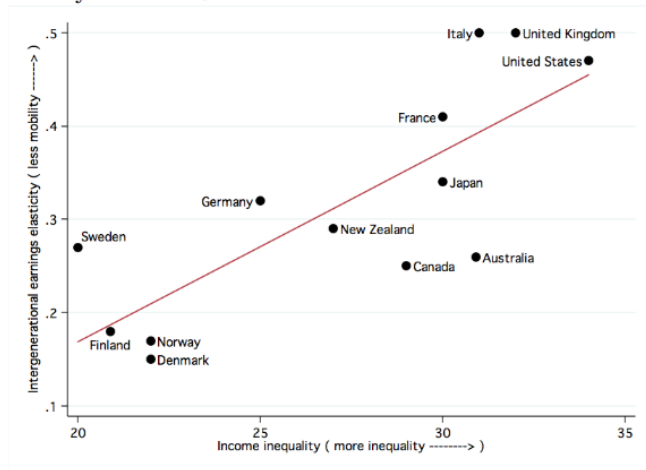
Why?

- Demography
- Industrial Composition (Kuznets Curve)
- SBTC
- Institution
- Culture

Intergenerational Mobility: Great Gatsby Curve

Figure 1

The Great Gatsby Curve: More Inequality is Associated with Less Mobility across the Generations



Source: Corak (2013) and OECD.

College Professor's Dystopia

- In 1902,
- Professor G.H.M: In a four page article for the Atlantic Monthly, he pleaded for more money for college professor salaries, and claimed to be vastly underpaid.
- Average college professor's salary—the salary that he saw as clearly inadequate and unfairly low—is about \$2,000.

College Professor's Dystopia

- In 1902,
- Professor G.H.M: In a four page article for the Atlantic Monthly, he pleaded for more money for college professor salaries, and claimed to be vastly underpaid.
- Average college professor's salary—the salary that he saw as clearly inadequate and unfairly low—is about \$2,000.
- \$2,000 in 1902 = \$300,000 in 2000

So we will discuss:

Stylized patterns.

Why?

How?

So what?